


Enough room for a
Hospital-on-Wheels





Available in a wide range,
to suit specific needs





Space and price a



BIG

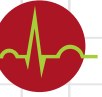
surprise

Big on space, Winger Ambulance from Tata Motors is a single stretcher ambulance that offers extra safety, a smooth drive, and a 'within budget' price. It gives you the freedom to redesign the interiors, for your own Hospital-on-Wheels. And it comes in three variants:

- **Flat Roof Non-AC** with short wheelbase
- **High Roof AC** with medium wheelbase
- **High Roof AC (Shell)** with long wheelbase
(convertible to Advance Life Support Ambulance)

Read on to discover how Winger Ambulance meets your requirements.





One-of-a-kind design

Winger Ambulance incorporates an innovative design unmatched by other ambulance vehicles. Both its engine and driveline compartment have been compressed, to maximise interior space. There is enough room for a patient and attendants, providing comfort for all.

Patient Cabin Dimensions

Variant	Wheelbase (mm)	Internal length (mm)	Internal height (mm)	Internal width (mm)
Winger Flat Roof Non-AC Ambulance	2800	2335	1517	1650
Winger High Roof AC Ambulance	3200	2755	1900	1650
Winger High Roof AC Ambulance (Shell)	3488	3288	1900	1650

No wonder, it's spacious enough to be your 'Hospital-on-Wheels'!

Smooth ride for patients

Every variant of Winger Ambulance is designed to ensure maximum safety and comfort for the patient.

- Monocoque construction ensures low car-like noise, vibration and harshness (NVH) levels
- Front independent suspension, anti-roll bars with hydraulic shock absorbers and radial tyres ensure a bump-free ride. Together, these features add up to **zero stress** and **100% comfort** for the patient



Dual AC for patient comfort



Dual AC in the High Roof Ambulance ensures efficient cooling and better air flow. This helps keep both patients and medical personnel comfortable, thanks to features like:

- Front AC for faster cooling even in extreme heat conditions
- Upgraded Roof Mounted AC with multiple air vents for uniform cooling
- Improved air suction vents in Roof Mounted AC for lower noise levels

Easy entry & exit

All three variants of Winger Ambulance have features that enable easy entry and exit. In the ambulance variants with short or medium wheelbases, this is possible because the rear door opens 180 degrees outward and the floor height is low at 480 mm. The ambulance variant with a long wheelbase (shell) comes with a rear door that opens 270 degrees outward - making entry and exit a lot easier for the patient and attendants.



Assured safety

Efficient brake system with
Load Sensing Proportioning Valve

Low centre of gravity ensures better stability

Fog lamps offer excellent visibility
during winter

Anti-roll bar in front & rear

Side impact beams on both sides





Right at your doorstep

Driving Winger Ambulance is easy, particularly on narrow roads, thanks to its two distinctive features:

- Short turning circle radius which is best in its class
- Power steering



Low maintenance costs

International in looks, yet 100% indigenous, Winger Ambulance ensures low maintenance costs. It comes with a warranty of **18 months/1,50,000 km**, to set your mind at rest. Above all, it offers **10 unmatched services - FREE!**



3 variants to choose from - Flat Roof Non-AC, High Roof AC & High Roof AC (Shell)



Winger Flat Roof Non-AC

Wheelbase 2800 mm
Length 4520 mm • Height 2050 mm
Width 1905 mm • Engine Type 65 HP NA





Winger High Roof AC

Wheelbase 3200 mm
Length 4920 mm • Height 2445 mm
Width 1905 mm • Engine Type 90 HP TCIC




Winger High Roof AC (Shell)

Wheelbase 3488 mm
Length 5458 mm • Height 2460 mm
Width 1905 mm • Engine Type 90 HP TCIC

Special Features	Winger Flat Roof Non-AC Ambulance	Winger High Roof AC Ambulance	Winger High Roof AC Ambulance (Shell)
Stretcher	Single	Single	 <p>Convertible to an Advance Life Support Ambulance with required features</p> 
Bench seats for paramedics	Yes	Yes	
Special doctor's seat	NA	Yes	
Oxygen cylinder cage	Single	Single	
IV bottle holding hooks	Yes	Yes	
First aid box	Yes	Yes	
Electric plug point	Yes	Yes	
Overhead revolving beacon	Yes	Yes	
Anti-skid flooring	Yes	Yes	
Factory-fitted dual AC	NA	Yes	
Fan for patient	Yes	NA	
Cabin lights	2	2	
Attendant seats	4	5	
Co-driver seating	2	2	
Wide 180° opening rear door	Yes	Yes	270° opening of rear door



Indeed, Winger Ambulance is a choice hard to match and an investment hard to resist.







Scope for customising Winger

To meet your specific needs, Winger Ambulance can be customised as a Mobile Medical Unit, Critical Care Unit (Advance Life Support Ambulance) , Blood Transportation Van and more. Some of the features that can be added in Winger Ambulance are:

- Driver partition with communication window
- Anti-skid flooring with stainless steel lining below the collapsible stretcher
- SS 304 lined plywood medicine cabinet also provided, for equipment storage
- Wash basin with foot-operated tap & water dispenser of 5-ltr capacity
- Portable steel dustbins with spring-loaded lids, for waste disposal
- Foldable doctor's seat plus squad bench to seat 4 persons; internal storage space for extrication kit
- Hatrack with sliding glass side doors for additional storage space
- Footstep for easy entry and exit
- Grab rail with IV hooks
- 50 Hz 800 VA inverter; integrated AC/DC supply in vehicle synchronised with:
 - Light bar rhombic-shaped double layered structure with integrated PA system
 - 6 high intensity flashers on sides and rear of vehicle





- Internal lighting consisting of 4 LED-type tubelights, 3 spotlights and one examination light
- 2 fans
- Two 230 V AC 3-pin sockets & an external charge port
- Oxygen delivery system with integrated piping & 3 concealed outlets on side walls, besides pressure regulators and humidifiers
- Pullout type storage trolley for two D-type O2 cylinders
- FRP panels with provision for fitment of optional medical equipment like auto loading stretcher, scoop board, spine board, wheel chair, ventilator, defibrillator, etc.
- Two sliding glass windows in the patient compartment for cross ventilation
- 270-degree outward opening rear doors fitted with glass windows and a positive locking arrangement (magnetic type)

Ask for Winger Ambulance now!

**For details on Winger Ambulance and its variants,
call 022-6658 6000; Email: wingerinfo@tatamotors.com
or visit www.winger-tatamotors.com**



Disclaimer: The features shown above are just indicative. Customers can modify the Winger Ambulance as per their requirement, through an external vendor. Tata Motors supplies only the bare shell in High Roof AC long wheelbase (3488 mm) variant.

Technical Specifications

		Winger Flat Roof Non-AC Ambulance	Winger High Roof AC Ambulance	Winger High Roof AC Ambulance (Shell)
Engine	Emission Compliance	BS III	BS III	BS III
	Engine Capacity	1948 cc NA Engine	1948 cc TCIC Engine	1948 cc TCIC Engine
	Engine Power	48 Kw (65 BHP) @ 4500 rpm	68 Kw (90 BHP) @ 4300 rpm	68 Kw (90 BHP) @ 4300 rpm
	Engine Torque	115 Nm @ 2000-3000 rpm	190 Nm @ 2000-3000 rpm	190 Nm @ 2000-3000 rpm
Driveline	Gearbox - 5 Forward+1 Reverse, Manual	✓	✓	✓
Steering & Brakes	Power-assisted Rack & Pinion Steering	✓	✓	✓
	Front Disc Brakes with Twin Pot Calliper	✓	✓	✓
	Rear Drum Brakes with LSPV	✓	✓	✓
Suspension	Front - Mcpherson Struts with Coil Spring	✓	✓	✓
	Rear - Double Parabolic Leaf Spring	✓	✓	✓
Dimensions	Wheelbase	2800 mm	3200 mm	3488 mm
	Length	4520 mm	4920 mm	5458 mm
	Width	1905 mm	1905 mm	1905 mm
	Height (Unladen)	2050 mm	2445 mm	2460 mm
	Ground Clearance (Laden)	165 mm	165 mm	180 mm
	Turning Circle Radius	5.65 m	6.40 m	6.75 m
	Floor Height	480 mm	480 mm	495 mm
Weight	Kerb Weight	1620 kg	1745 kg	1870 kg
	GVW	2670 kg	2850 kg	3300 kg
Special Features	Side Impact Beams on both sides	✓	✓	✓
	Rugged Engine Subframe	✓	✓	✓
	Anti-Roll Bar	In front only	In front and rear	In front and rear
	Door Ajar Warning Lamp for Driver & Co-driver	✓	✓	✓
Electricals	Battery	12 V 75 AH	12 V 80 AH	12 V 80 AH
	Additional Battery	NA	NA	Yes (12 V 80 AH)
	Alternator	150 A	150 A	TWIN - 150 A & 90 A



TATA MOTORS

For more information, please visit our website: www.winger-tatamotors.com You can also contact our Sales Office: Tata Motors Limited, 20th Floor, Tower 2, One Indiabulls Centre, 841 Senapati Bapat Marg, Mumbai 400 013. Tel.:+91 22 66586000, Fax: +91 22 66586010 Email: wingerinfo@tatamotors.com

The illustrations and photographs may show accessories and items of optional equipment which are not part of standard specifications. Due to printing processes, colours may vary slightly from those shown. All listed specifications are current and subject to change or upgrades without prior notice, in accordance with the Company's policy of continuous product improvement.