


Technical Specifications

Model	1512g LPT	
Engine	3.8L SGI TCIC BS6 Engine	
Power	90 kW (125 Ps) @ 2250 r/min	
Torque	420 Nm@ 1400-1600 r/min	
Clutch	Single Plate Dry Friction Type - 330 mm	
Gear Box	GB 40 Gear Box (5F, 1R), Mechanical linkage road shifting	
Suspension - Front Type	Parabolic Leaf Spring with Hydraulic Double Acting Telescopic Shock Absorbers	
Suspension - Rear Type	Semi-Elliptical Leaf Spring	
Tyres	9 R 20-16PR Radial (FR-2, RR-4, Spare -1)	
Cabin Type	Day Cab	
Steering Type*	Tilt & Telescope Power Steering (Dia - 426mm)	
Brakes Type	Dual Circuit Full Air S* Cam Brakes With Auto Slack Adjuster (Drum - Drum) and ABS	
Ground Clearance (mm)	225	
Gradeability	25.0%	
Rear Axle Ratio	TATA RA 108RR Fully Floating Benjo Axle (RAR - 5.857)	
Battery	12 V - 100 ah	
Fuel Tank Capacity (lt)	3Cyl - 486 l (198 l x 2 + 90 l) (Water Capacity)	
Load Body Variants	Cab, DSD, High Deck, Container, Reefers	
GVW (kg)	16020	
FAW (kg)	5820	
RAW (kg)	10200	
Long member Size (mm) (LxBxH)	223mm x 60mm x 7mm	
WB	4200	4830
TCD (m)	16.6	19.2
Load Body Dimensions HSD* (mm) (LxWxH)	6096mm x 2286mm x 1834mm (20ft)	6795mm X 2286mm X 1834mm (22ft)
Warranty*	3 years/ 3 lakh km	

*Specifications are subject to change without prior notice. These are indicative photos, specifications for reference only.

*All dimensions are in mm



Applications



Parcel and Courier/
E Commerce



Pharma



Fruits and Vegetables



White Goods



Refrigerated Goods



Industrial
Components



Food grains



FMCG



Textiles



CNG Cascade

Maintenance Activity	Service Interval (km)
Engine oil	20000
T/M oil	120,000
Differential oil	120,000
Power steering oil	120,000
Coolant	180,000
Clutch oil	120,000
Hub grease Front	120,000
Hub grease Rear	120,000

For more information, please visit our website: www.light-trucks.tatamotors.com

You can also contact our Sales Office: Tata Motors Limited, 4th Floor, Ahura Centre, 82, Mahakali Caves Road, MIDC, Andheri (East), Mumbai - 400 093 or call toll-free no. 1800 209 7979.

Terms & Conditions apply as per the policy of ITGI. Insurance available on light, intermediate & heavy commercial vehicles.

CAUTION: Accessories shown in the picture or elsewhere do not constitute standard fitment. The specifications are merely indicative.

Due to continuous product improvements, these specifications are liable to change without notice.

TATA MOTORS

3-YEAR / 3-LAKH KM WARRANTY

SAMPOORNA SEVA

TATA GENUINE PARTS

TATA SURAKSHA

TATA DELIGHT

AAPKE SAATH HAR KADAM

TATA PROLIFE

TATA ZIPPY

TATA KAVACH

TATA OK

TATA ALERT

TOLL-FREE 1800 209 7979

TATA MOTORS
Connecting Aspirations

NEW AGE TRUCKING REVOLUTION




1512g LPT My Environment Friendly Business Partner




Higher Mileage | Better Total Cost of Ownership | Best in Class Comfort

KEY DIFFERENTIATORS




Coil-on-plug

Low maintenance and efficient electrical system
High uptime with easy fault diagnosis system.



Swagelok Fittings

CNG cylinder valve with in-built pressure relief devices



Stepper Motor Ignition System

It ensures perfect gas-air mixing, maintenance free efficient operation



CATCON Temperature Indicator

Warning system (light & buzzer) - in case temperature inside catalytic converter exceeds 400 degree celsius, enhancing the safety



Slow & Fast Filling Points

User-friendly fast filling to ensure CNG filling at all the CNG stations. Slow filling points in order to avail access to most of the stations

HIGH PRESSURE FILTER & SAFETY VALVES



Shutoff valve

ECE R110 standard high pressure shutoff (Solenoid) valve from OMB
Auto cut-off for additional safety
Corrosion resistant brass body
CNG inlet filtering system



Cylinder Valve

Excess Flow Valve (EFV)
Thermal Pressure Relief Device (TPRD)
Vented gas carry away system
Complies with ECE R110 standard



High Pressure Filter

ECE R110 compliant, rugged corrosion resistant high pressure aluminum filter from WEH Germany



Receptacle from WEH Germany:

ECE R110 standard type TN5 low noise receptacle specifically designed for trucks refueling



OTHER SAFETY COMPONENTS

IMPROVED PRODUCT PACKAGE




Best in Class Reach Envelop
Best in class Driving Comfort
Door Pocket, Lockable Glove Box




New Multifunction Instrument Cluster Features:
Average Fuel Economy, Trip A&B
Gear Shift Advisor, Driver massage screen
Tall Tale Symbols



Music System With Blaupunkt Speaker, Blower and High Speed USB Charger




Reverse Par Assistance System with 5 Sensors



Superior Cabin Comfort


IMPROVED DRIVERS' PACKAGE



All weather proof Melba fabric seat with features like reclining, Sliding, and Height adjustable as per weight for best in class driving comfort




Tilt and telescopic Power Steering - Adjustable to any driver with respect to his height



Semi Elliptical Leaf Spring Suspension lower, cabin NVH with improved engine mount for enhanced cabin comfort



Advanced Fleet Edge Telematics system - Fleet Manager mobile app, Fleet owner app, Driver app



ABC Pedals: Improved Ergonomic pedal positions to reduce fatigue



Cabin Safety - safer all steel cabin with stronger build quality for better safety to the Driver

EXPERIENCE THE POWER OF CHANGE

BS6
THE POWER OF 6



Power of Business Profit



Power of Vehicle Performance



Power of Driving Comfort



Power of Convenience & Connectivity



Power of Value



Power of Safety & Security

EXPERIENCE THE POWER OF CHANGE

BS6
THE POWER OF 6



Power of Business Profit



Power of Vehicle Performance



Power of Driving Comfort



Power of Convenience & Connectivity



Power of Value



Power of Safety & Security

1512g LPT

Introducing the new 1512g LPT BS6 - "MY GREEN TRUCK", with trusted, refined and technologically advance 3.8L SGI TCIC BS6 engine & GB 40 gear box for Best In class mileage and better drivability. Tata Motors Expertise on BS6 technology and our continuous endeavour to improve the TCO and mileage of the vehicle has made 1512g LPT as customer's first choice in this segment.

After Huge response to other ICV CNG Trucks, Now TML Has launched its first 16T CNG Truck "1512g LPT". This CNG Trucks comes with lot of first in its segment features like Fleet Edge Telematics System, Driving seat suspension adjusted as per weight of the driver, Average Fuel Economy, Reverse park Assistance System, GSA, Music system with Fast USB charger, fast and slow filling nozzles etc

It has got the world class safety components like Auto Shut off valve, High pressure filter, Refuelling interlock device, Electronic Viscous fan, Swagelok fittings for better safety and higher aggregate life

1512g LPT offers more than 10T payload and is the most suitable vehicle for all applications in this segment etc



Axle



Front Axle - Heavy duty forged I beam, reverse elloit type

Rear Axle - Fully floating TATA RA 108RR (RAR - 5.857) Benjo type heavy duty axle

Chasis



Depth - 223mm, Flange Width - 60mm, Thickness - 7mm (Ladder type heavy duty frame with Riveted/boted cross members)

Clutch



330mm Single plate dry friction type Low hysteresis clutch with high size clutch Booster to reduce the clutching efforts

Brakes



Full Air S cam Brakes with Auto slack Adjuster & ABS, Brake drum diameter - 410 mm

Engine



Engine: 3.8L SGI TCIC BS6 Engine with 92kW (125Ps) power and 420 Nm torque @ 1400 - 1600 r/min

SGI Technology with Skip Fire Mode for Higher Mileage

Gear Box



Gear Box: GB40, Manual Synchromesh (5F +1R)

Lower Gear Shift Effort with optimized Gear Shift travel

Gear Shift Advisor